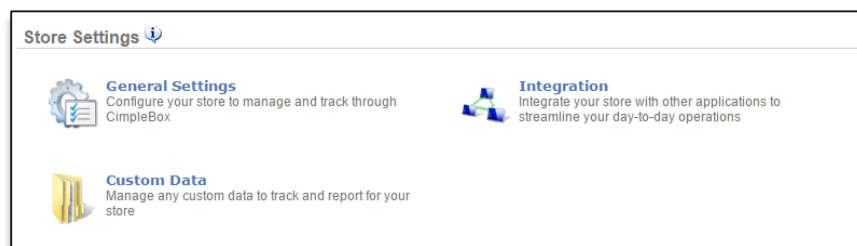


## PAYROLL INTEGRATIONS

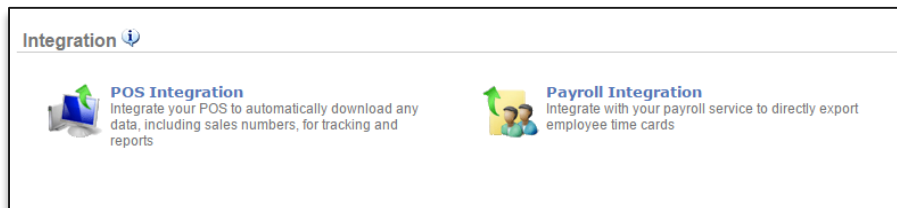
The Employee Management module of NCR Console can produce customized payroll exports if you use an external payroll company (like ADP or Paychex). The NCR Console exports make it simple to import data into your payroll system.

To work with Payroll Integrations:

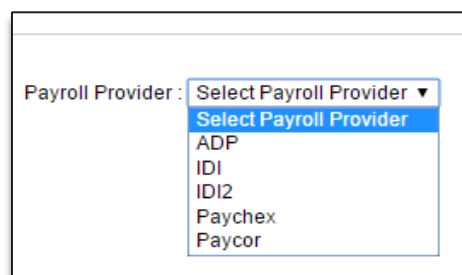
1. Log into NCR Console and click on **Settings** on the blue menu bar at the top of the screen
2. Click **Store Settings**
3. Click **Integration**



4. Click **Payroll Integration**



5. Click the dropdown arrow to the right of **Payroll Provider** to select a provider



6. Click **Next**
7. Enter payroll provider company code (optional)
8. Enter payroll provider **Employee ID** in the field to the right of the employee's name. If you have multiple sites, all sites and employees will be displayed
9. Click **Save**