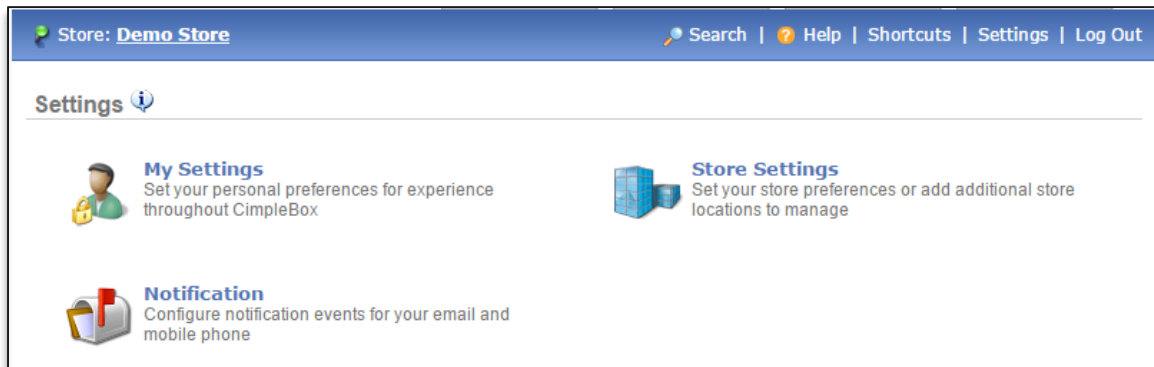
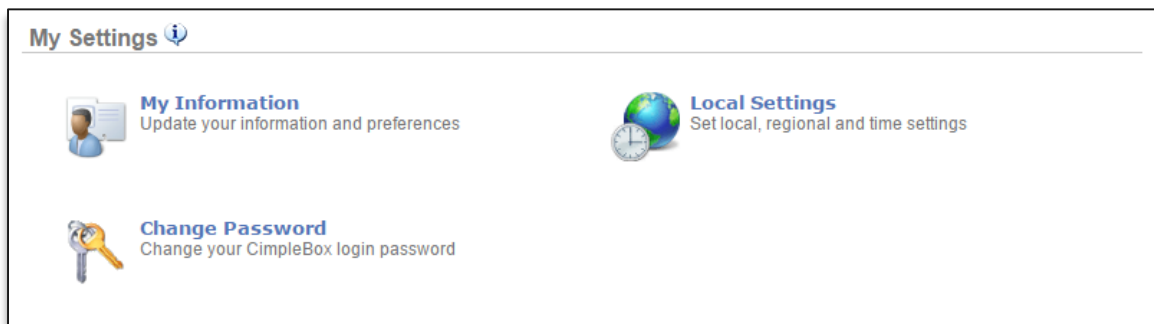


SETTING FEATURES OVERVIEW

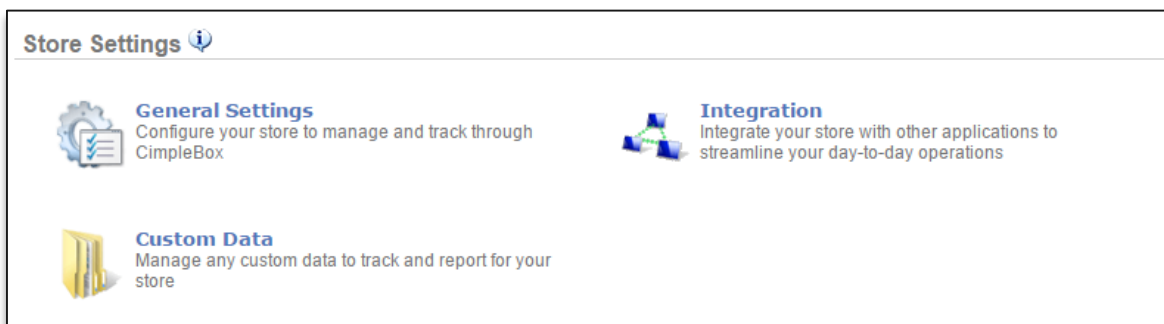
You have the ability to adjust settings within your Console account as it pertains to personal, store and notifications preferences. Below is an overview of the settings and what they control.



My Settings: Allows you to set personal preferences, which includes changing password information, setting local time zone and adjusting personal information



Store Settings: Allows you to set store preferences, which includes adding hours of operation for your location, updating address information, setting payroll preferences and enabling weather forecasting



Notification: Allows you to set notification preferences for available reports

Notification Settings ⓘ

Notification Message	Mobile Text Message	Email	Additional Recipients	Send Time
Daily Summary <i>Get a store daily summary, including sales numbers and transaction counts</i>	<input type="checkbox"/>	<input type="checkbox"/>	<input type="checkbox"/> [Edit List]	12 AM ▼
Detailed Daily Summary <i>Receive a copy of your store's Daily Summary Report</i>		<input type="checkbox"/>	<input type="checkbox"/> [Edit List]	12 AM ▼
Sales Entry <i>Be notified when a sales number is manually entered for your store</i>	<input type="checkbox"/>	<input type="checkbox"/>	<input type="checkbox"/> [Edit List]	
Unrecognized Time Card User <i>If you have enabled Time Card Import, be notified when one of your POS users is not matched to a CimpleBox user</i>	<input type="checkbox"/>	<input type="checkbox"/>		12 AM ▼
Inventory Par Level Report <i>Receive a report listing inventory items that are above or below your par levels</i>		<input type="checkbox"/>	<input type="checkbox"/> [Edit List]	12 AM ▼
Send message to: (Click here to change) (Click here to change)				
				<input type="button" value="Save"/> <input type="button" value="Cancel"/>